

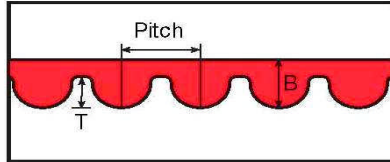
PFEIFER INDUSTRIES, LLC.

2180 Corporate Lane, Suite 104 ~ Naperville, IL 60563 USA

Phone (630) 596-9000 Fax (630) 596-9002

E-mail: info@pfeiferindustries.com Web site: www.pfeiferindustries.com

Timing Belt Tooth Profiles and Pitches



Timing Belt Tooth Profile / Pitch			Pitch		Belt Height		Tooth Depth	
			Inches	Metric	Inches	Metric	Inches	Metric
CTD	C8M / CTD	8mm	0.315"	8mm	0.220"	5.6mm	0.134"	3.4mm
	C14M / CTD	14mm	0.551"	14mm	0.394"	10mm	0.240"	6.1mm
HTD	3M / HTD	3mm	0.118"	3mm	0.095"	2.41mm	0.048"	1.22mm
	5M / HTD	5mm	0.197"	5mm	0.150"	3.81mm	0.082"	2.08mm
	8M / HTD	8mm	0.315"	8mm	0.236"	6mm	0.133"	3.4mm
	14M / HTD	14mm	0.551"	14mm	0.394"	10mm	0.237"	6.0mm
	20M / HTD	20mm	0.787"	20mm	0.520"	13.2mm	0.330"	8.4mm
PolyChain GT	5M / PCGT	5mm	0.197"	5mm				
	8M / PCGT	8mm	0.315"	8mm	0.232"	5.9mm	0.134"	3.4mm
	14M / PCGT	14mm	0.551"	14mm	0.401"	10.2mm	0.236"	6.0mm
PolyChain GT HTD	14M / PCGT HTD	14mm	0.551"	14mm				
PolyChain GT2	8M / PCGT2	8mm	0.315"	8mm	0.232"	5.9mm	0.134"	3.4mm
	14M / PCGT2	14mm	0.551"	14mm	0.401"	10.2mm	0.236"	6.0mm

Note: Timing Belt Tooth Profile Abbreviations

CTD	ContiTech - Conti Torque Drive
HTD	High Torque Drive
PGGT	Gates - PowerGrip GT
PGGT2	Gates - PowerGrip GT2
PCGT	Gates - PolyChain GT
PCGT HTD	Gates - PolyChain GT HTD
PCGT2	Gates - PolyChain GT2
RPP	Carlisle - Reinforced Parabolic Profile
STD	Super Torque Drive

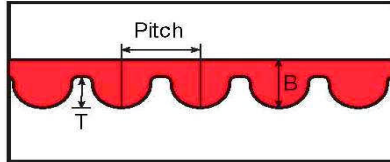
PFEIFER INDUSTRIES, LLC.

2180 Corporate Lane, Suite 104 ~ Naperville, IL 60563 USA

Phone (630) 596-9000 Fax (630) 596-9002

E-mail: info@pfeiferindustries.com Web site: www.pfeiferindustries.com

Timing Belt Tooth Profiles and Pitches



Timing Belt Tooth Profile / Pitch			Pitch		Belt Height		Tooth Depth	
			Inches	Metric	Inches	Metric	Inches	Metric
PowerGrip GT2	2MR / PGGT2	2mm	0.079"	2mm	0.060"	1.52mm	0.030"	0.76mm
	3MR / PGGT2	3mm	0.118"	3mm	0.095"	2.41mm	0.045"	1.14mm
	5MR / PGGT2	5mm	0.197"	5mm	0.150"	3.81mm	0.076"	1.93mm
	8M / PGGT2	8mm	0.315"	8mm	0.220"	5.59mm	0.129"	3.28mm
	14M / PGGT2	14mm	0.551"	14mm	0.390"	9.91mm	0.230"	5.84mm
	20M / PGGT2	14mm	0.787"	20mm	0.520"	13.2mm	0.330"	8.4mm
RPP	5M / RPP	5mm	0.197"	5mm	0.150"	3.8mm	0.075"	1.9mm
	8M / RPP	8mm	0.315"	8mm	0.213"	5.4mm	0.126"	3.2mm
	14M / RPP	14mm	0.551"	14mm	0.437"	11.1mm	0.236"	6.0mm
	20M / RPP	20mm	0.787"	20mm	0.571"	14.5mm	0.327"	8.3mm
STD	S8M / STD	8mm	0.315"	8mm	0.209"	5.3mm	0.116"	2.95mm

Note: Timing Belt Tooth Profile Abbreviations

CTD	ContiTech - Conti Torque Drive
HTD	High Torque Drive
PGGT	Gates - PowerGrip GT
PGGT2	Gates - PowerGrip GT2
PCGT	Gates - PolyChain GT
PCGT HTD	Gates - PolyChain GT HTD
PCGT2	Gates - PolyChain GT2
RPP	Carlisle - Reinforced Parabolic Profile
STD	Super Torque Drive

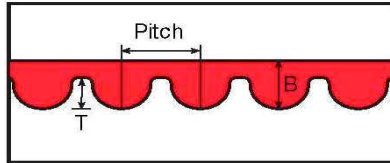
PFEIFER INDUSTRIES, LLC.

2180 Corporate Lane, Suite 104 ~ Naperville, IL 60563 USA

Phone (630) 596-9000 Fax (630) 596-9002

E-mail: info@pfeiferindustries.com Web site: www.pfeiferindustries.com

Timing Belt Tooth Profiles and Pitches



Timing Belt Tooth Profile / Pitch			Pitch		Belt Height		Tooth Depth	
			Inches	Metric	Inches	Metric	Inches	Metric
Trapezoidal (Inch Pitch)	2/25" MXL	0.080"	0.080"	2.032mm	0.045"	1.14mm	0.020"	0.51mm
	40 D.P.	0.0816"	0.0816"	2.07mm	0.048"	1.2mm	0.018"	0.46mm
	1/5" XL	0.200"	0.200"	5.08mm	0.090"	2.3mm	0.050"	1.3mm
	3/8" L	0.375"	0.375"	9.525mm	0.140"	3.56mm	0.075"	1.9mm
	1/2" H	0.500"	0.500"	12.7mm	0.170"	4.32mm	0.090"	2.29mm
	7/8" XH	0.875"	0.875"	22.23mm	0.440"	11.18mm	0.250"	6.35mm
	1-1/4" XXH	1.250"	1.250"	31.75mm	0.620"	15.75mm	0.375"	9.53mm
Trapezoidal (Metric Pitch)	T2.5	2.5mm	0.098"	2.5mm	0.051"	1.3mm	0.028"	0.7mm
	T5	5mm	0.197"	5mm	0.087"	2.2mm	0.047"	1.2mm
	T10	10mm	0.394"	10mm	0.177"	4.5mm	0.098"	2.5mm
	T20	20mm	0.787"	20mm	0.315"	8mm	0.197"	5mm
Trapezoidal (Metric Pitch)	AT5	5mm	0.197"	5mm	0.106"	2.7mm	0.047"	1.2mm
	AT10	10mm	0.394"	10mm	0.177"	4.5mm	0.098"	2.5mm
	AT20	20mm	0.787"	20mm	0.315"	8mm	0.197"	5mm

Note: Timing Belt Tooth Profile Abbreviations

CTD	ContiTech - Conti Torque Drive
HTD	High Torque Drive
PGGT	Gates - PowerGrip GT
PGGT2	Gates - PowerGrip GT2
PCGT	Gates - PolyChain GT
PCGT HTD	Gates - PolyChain GT HTD
PCGT2	Gates - PolyChain GT2
RPP	Carlisle - Reinforced Parabolic Profile
STD	Super Torque Drive